

APOLOGETICS 101

@ Zion Lutheran Church
(101 S. Railway, Mascoutah IL, 62258)

APOLOGETICS 101

Who? Why? Where? When? What?

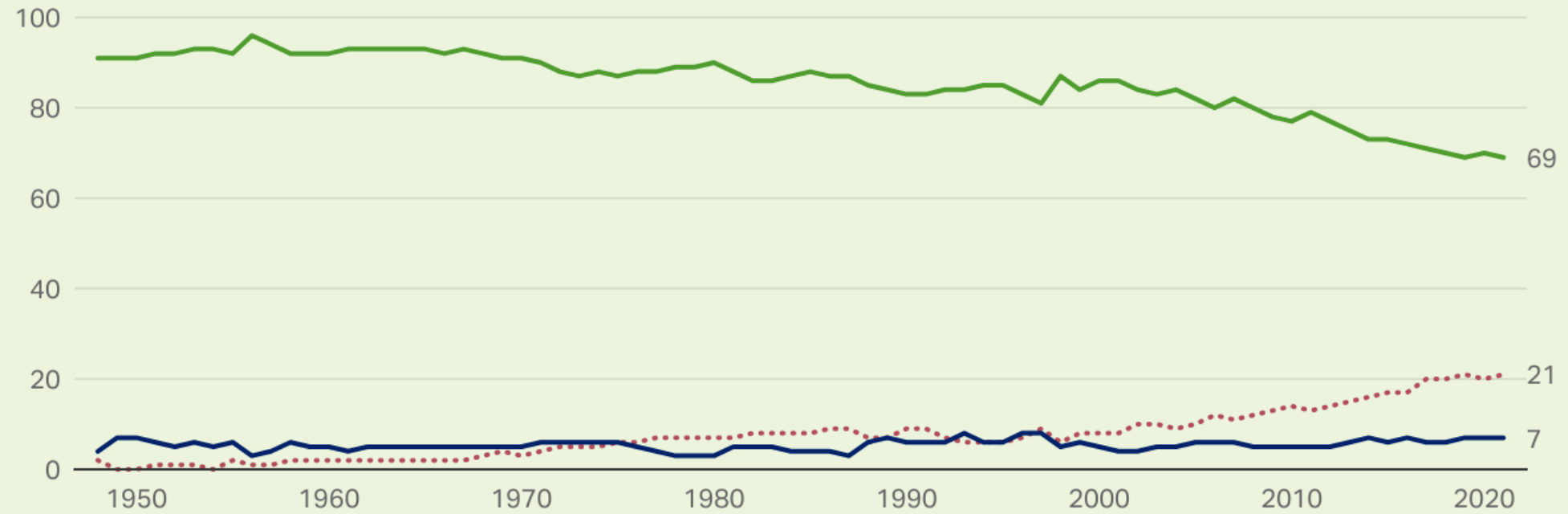
WHO?





Americans' Religious Preferences

— % Christian — % Non-Christian/Other - - - % No religion



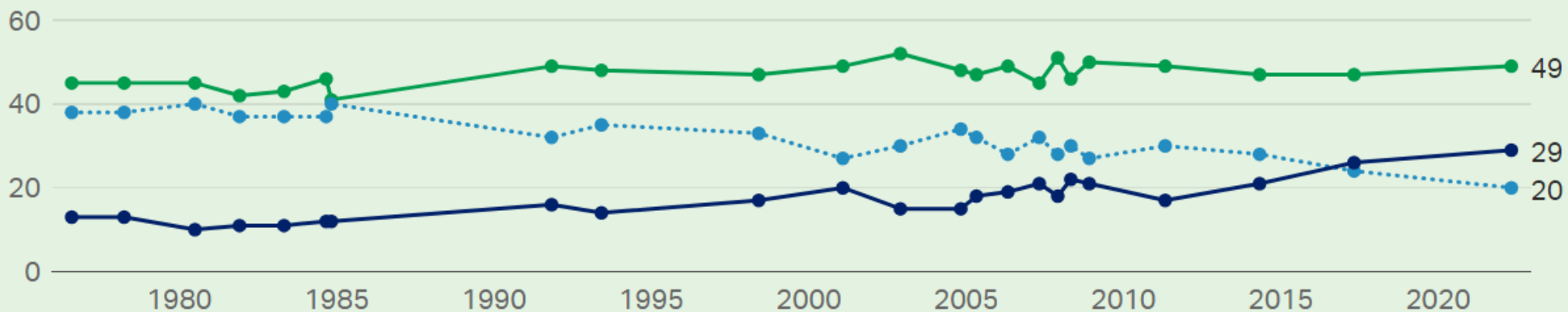
"No opinion" percentages not shown

GALLUP®

Americans' Views of the Bible

Which of the following statements comes closest to describing your views about the Bible?

..... % Actual word of God, to be taken literally — % Inspired by God, not all to be taken literally
— % Fables, history, moral precepts recorded by man



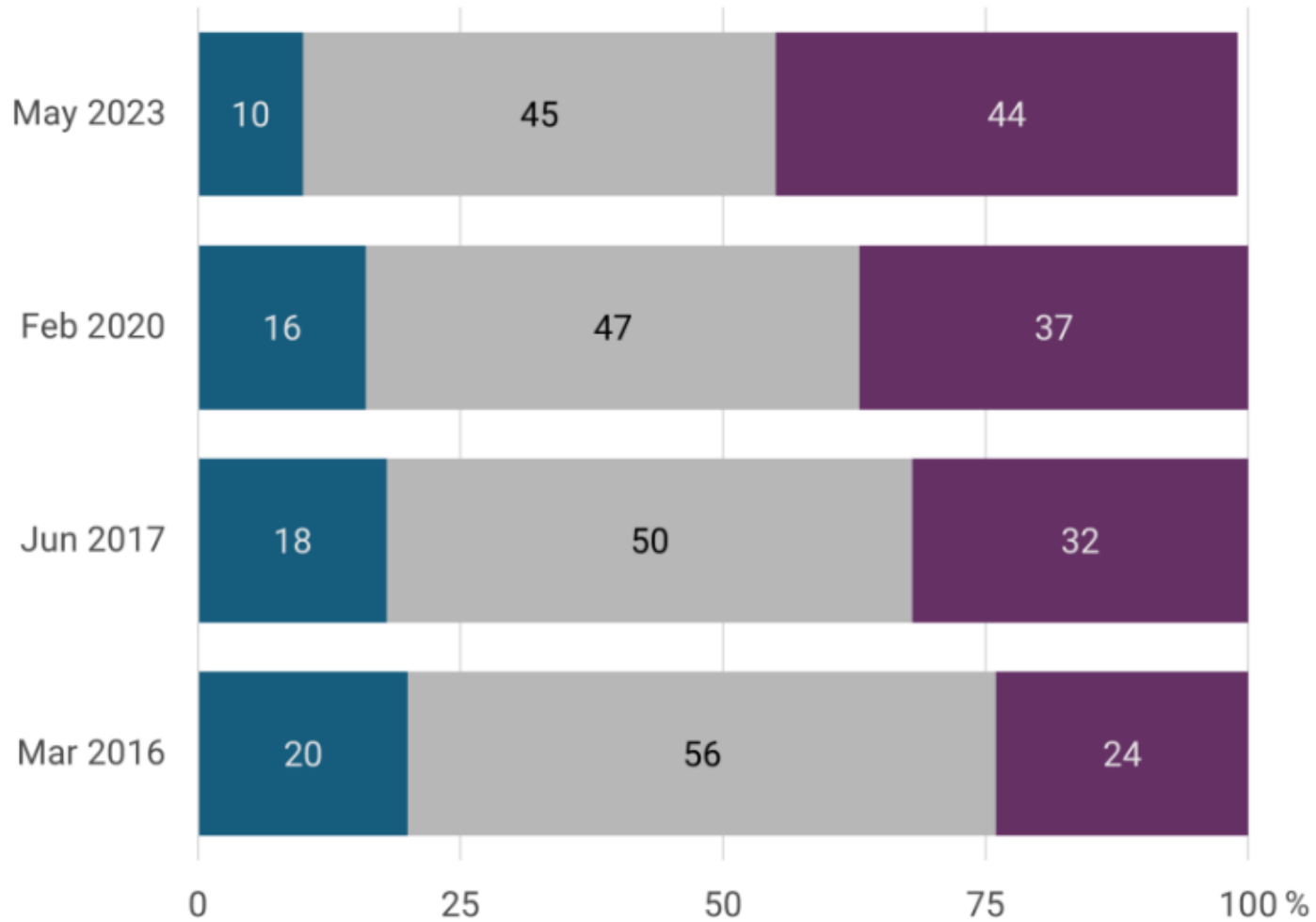
Get the data

GALLUP®

Confidence in organized religion has dropped significantly since 2016.

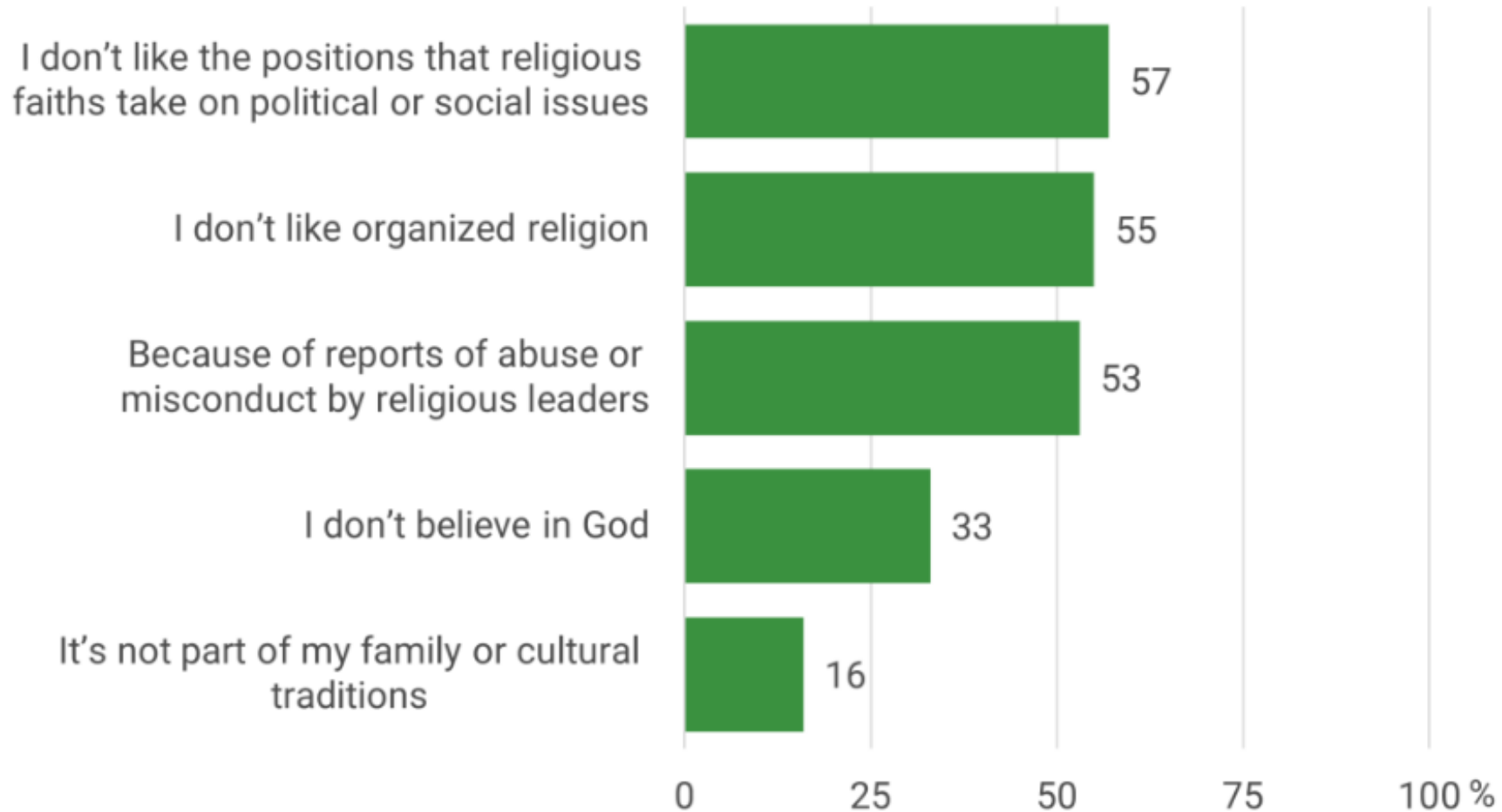
Percent of adults

■ A great deal of confidence ■ Only some confidence ■ Hardly any confidence



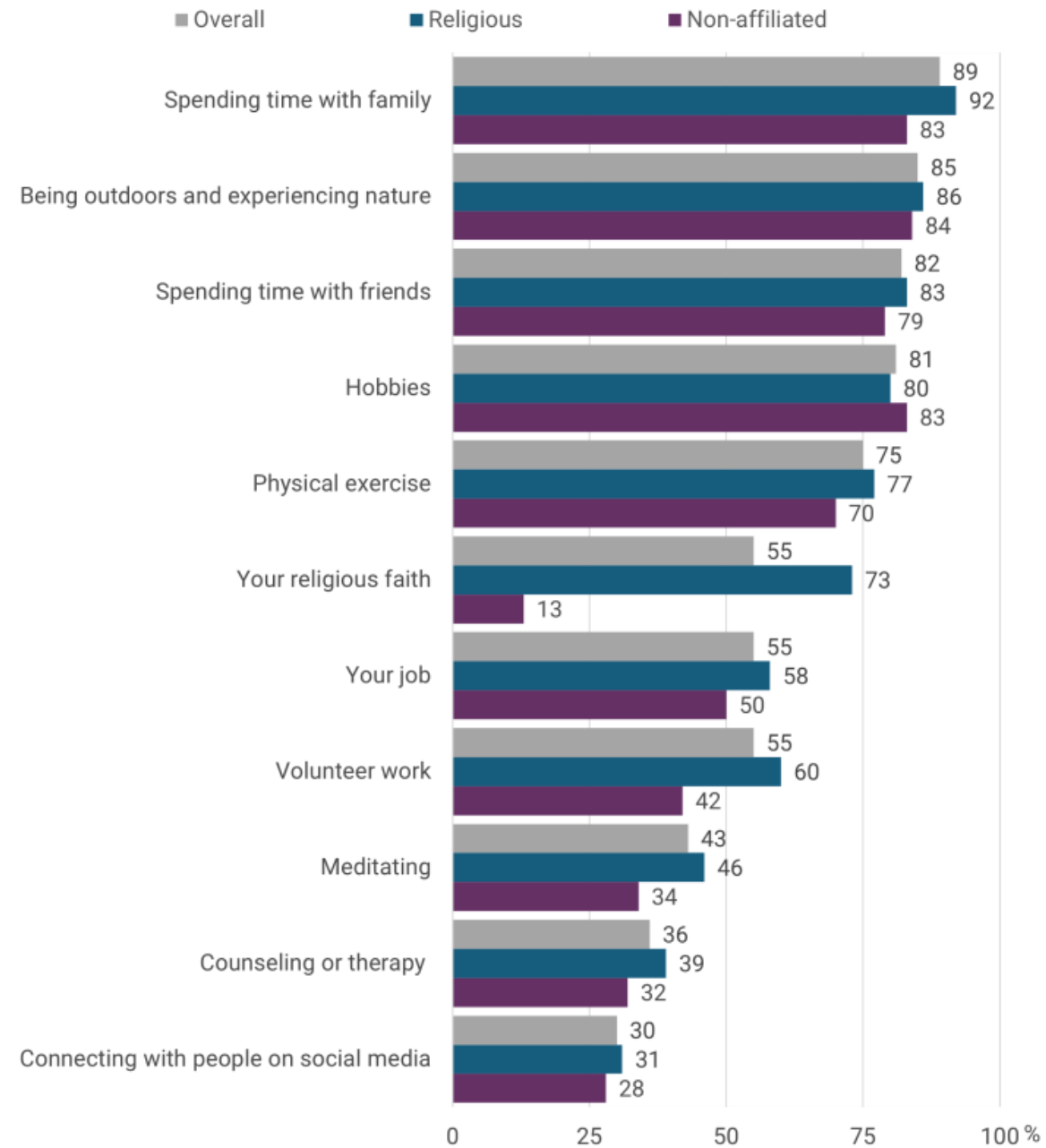
Dislike of religions is a bigger reason to be non-religious than not believing in God.

Percent of non-religious adults who say each is extremely or very important



Around half find their religious faith brings them fulfillment.

Percent of adults who find some or a lot of fulfillment



Question: Many things can make a person feel that their life is meaningful and fulfilling. How much meaning

	Diagnosed with depression in lifetime			Currently have/treated for depression		
	2017 (%)	2023 (%)	Change (pct. pts.)	2017 (%)	2023 (%)	Change (pct. pts.)
U.S. adults	20.6	29.0	8.4	13.5	17.8	4.3
Gender						
Men	14.7	20.4	5.7	9.3	11.3	2.0
Women	26.2	36.7	10.5	17.6	23.8	6.2
Age						
18 to 29	20.4	34.3	13.9	13.0	24.6	11.6
30 to 44	22.3	34.9	12.6	14.2	20.7	6.5
45 to 64	20.4	26.1	5.7	14.0	16.2	2.2
65 and older	19.3	21.3	2.0	12.1	11.9	-0.2
Race/Ethnicity						
Black adults	20.1	34.4	14.3	12.3	15.9	3.6
Hispanic adults	18.4	31.3	12.9	13.0	18.8	5.8
White adults	22.3	29.0	6.7	14.7	18.2	3.5

**There are 330 million Americans,
yet we're lonely and getting lonelier**



61%

**of those surveyed
are lonely**

Which demographic would you expect to be the loneliest?

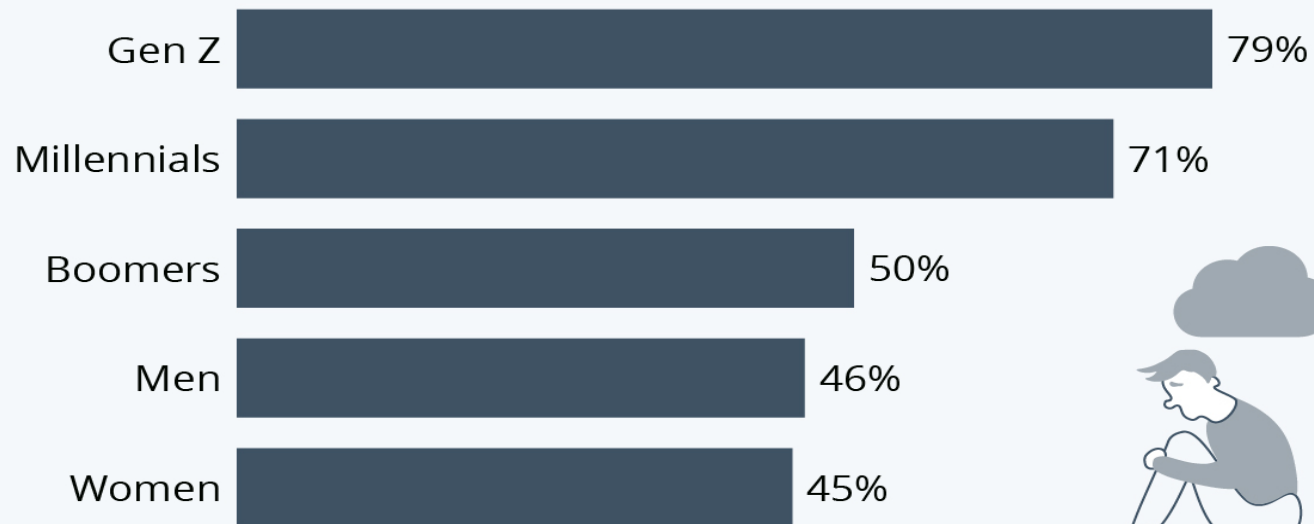
- Older adults?
- Middle-aged adults?
- Young adults?



Gen Z Is Lonely

Percent of U.S. adults who are lonely,
shown as demographics

61% of all U.S. adults reported feeling lonely,
which is up 7% from last year



n=10,441 adults
Survey was conducted during the summer of 2019
Source: Ipsos Polling for Cigna U.S. Loneliness Index



statista 



Many Americans say they feel lonely

- 47%** Feel left out
- 46%** Sometimes or always feel alone
- 43%** Feel their relationships are not meaningful
- 43%** Feel isolated from others
- 27%** Rarely or never feel there are people who really understand them
- 20%** Rarely or never feel close to people
- 18%** Have people they can talk to

SOURCE Cigna survey of 20,000 Americans
George Petras/USA TODAY

WHO?

WHY?



**You're my
only hope!**



Our Epidemic of Loneliness and Isolation



2023

The U.S. Surgeon General's Advisory on the
Healing Effects of Social Connection and Community



6 Foundational Pillars:

1. Strengthening social infrastructure
2. Enacting pro-connection public policies at every level of government
3. Mobilizing the health sector to address the medical needs that stem from loneliness.
4. Reforming digital environments to "critically evaluate our relationship with technology."
5. Deepening our knowledge through research
6. Cultivating a culture of connection





HOPE



WHO?

WHY?

WHERE?





20

26

27

28

5

6

7

13

14

21

2

Jan

WHO?

WHY?

WHERE?

WHEN?





WHO?

WHY?

WHERE?

WHEN?

WHAT?





5 Apologetics Hacks:

1. Start with Jesus! Always give them Jesus!
2. Answer the questions they are asking, not the ones they aren't.
3. Don't assume you know their motives.
4. Research to find answers.
5. Remember your life is witness.



Pick one question to answer:

- Why do you believe so strongly in Jesus?
- How do you know your God is the God?
- Isn't Christianity basically the same as all other religions?
- What does the Bible have to do with modern times?



APOLOGETICS 101

Thank you!